

INK & SPINDLE



CUSTOM MADE
ROMAN BLINDS



Curtains with contrast hem - bespoke printed featuring 'Sticks' in Bushleaf on Oatmeal Eco-linen

CURTAINS & BLINDS

Our range of curtains, roman blinds and roller blinds can be manufactured in your choice of design, colour & basecloth to suit your home. Select from our Ready-Made range of printed fabrics and plain basecloths, or Customise your own.

Our locally based workroom have over 40 years experience. Here in the studio we have been producing textiles for window furnishings for over 15 years.



Roman Blind - 'Mountainscape' in Cream on Indigo Heavyweight Linen

Stiffened Roller Blind - 'Silver Dollar Gum' in Bluestone & Stream on Oatmeal Eco-linen

ROMAN BLINDS



'Botanica' in Rose on Off-White
Heavyweight Eco-Linen

'Golden Wattle' in Bushleaf & Wattleflower
on Oatmeal Midweight Eco-linen



Roman blinds are the most popular choice for our customers. They suit small to medium sized windows in all rooms and add a luxurious & soft feel to a space.

Roman blinds are suited to all medium or heavy weight fabrics in our range (all natural fibres will exhibit some slight movement throughout the seasons as humidity rises and falls). We recommend using heavyweight fabric if your chosen print has lower ink coverage.

Subtle, tonal prints work well for large rooms with multiple windows, whilst bolder, more colourful prints look great in smaller rooms with only one or two windows.



'Riverbend' in Black on Oatmeal
Heavyweight Eco-Linen

There are a number of factors that influence the price of our Roman Blinds:

1) FABRIC SELECTION <ul style="list-style-type: none"> • Stock fabrics are less expensive than custom printed fabrics. • Basecloth selection - our washed heavyweight linens are more expensive per metre than our eco-linens 	3) CHAIN SELECTION <p>Our Roman Blinds are supplied with a cord lock mechanism by default, but we can also supply a headrail (chain operated) system for an additional cost. A headrail system is strongly recommended for larger blinds.</p>
2) WINDOW DIMENSIONS <p>The width and height of your window determines the volume of fabric required and the manufacturing cost.</p>	4) MOTORISATION <p>Our Roman Blinds can be motorised (hard wired or battery operated) for an additional cost.</p>

NOTE: Roman Blinds must be lined. Lining selection (Blockout vs Translucent) does not affect price.

PRICE GUIDE BASED ON ROMAN BLIND FEATURING CUSTOM PRINTED FABRIC ON A HEAVYWEIGHT ECO-LINEN, WITH CORD LOCK

BLIND LENGTH	BLIND WIDTH							
	UP TO 1200MM	1200MM – 1400MM	1400MM – 1600MM	1600MM – 1800MM	1800MM – 2000MM	2000MM – 2200MM	2200MM – 2400MM	2400MM – 2600MM
UP TO 1200MM	\$568	\$931	\$974	\$1,011	\$1,045	\$1,104	\$1,138	\$1,501
1200MM – 1400MM	\$581	\$946	\$989	\$1,028	\$1,065	\$1,126	\$1,162	\$1,533
1400MM – 1600MM	\$594	\$961	\$1,005	\$1,041	\$1,083	\$1,148	\$1,190	\$1,562
1600MM – 1800MM	\$690	\$1,137	\$1,180	\$1,219	\$1,291	\$1,339	\$1,381	\$1,840
1800MM – 2000MM	\$705	\$1,156	\$1,200	\$1,278	\$1,317	\$1,357	\$1,401	\$1,852
2000MM – 2200MM	\$811	\$1,348	\$1,430	\$1,475	\$1,514	\$1,548	\$1,585	\$2,116
2200MM – 2400MM	\$867	\$1,408	\$1,460	\$1,509	\$1,539	\$1,572	\$1,601	\$2,130
2400MM – 2600MM	\$880	\$1,429	\$1,484	\$1,540	\$1,570	\$1,595	\$1,624	\$2,143

Roman blinds can be made up to 3000mm in width and 3000mm in length - please contact us for pricing.

There are three main control options for Roman Blinds:



CORD LOCK

A simple braided cord used to raise and lower the blind, with a cord lock to hold the blind in any raised position.

Choose from the above hardware options (you can mix and match).

The cleat is used to keep the cord tidy and out of the way, the barrel is attached to the end of the cord.

Min. headrail projection: 30mm



CHAIN OPERATED 'HEADRAIL' SYSTEM

A geared system that allows you to raise and lower your roman blind with a chain. The geared mechanism within the headrail makes raising the blind easy and less weighty - each pull of the chain requires less effort than using a cord operated system.

Min. headrail projection: 42mm



MOTORISED SYSTEM

Our roman blinds can be motorised using either a hardwired system connected to your mains power supply, or a system with an internal rechargeable battery. A range of remote control options are available.

Min. headrail projection: 42mm

THERMAL BLOCKOUT LINING

- Full light blocking
- High thermal value
- Protects your natural fibre blinds from UV


TRANSLUCENT LINING

- Allows some light to filter through whilst still providing privacy
- Protects your natural fibre blinds from UV




UNLINED

(NOT AVAILABLE FOR ROMAN BLINDS)




WALL MOUNTED

- Allows blind to stack clear of window/door (blind usually mounted at least 150mm above architrave)
- Can provide better thermal efficiency/light blocking by making the blind wider than the architrave
- Disguises any window imperfections (eg. older windows that are not perfectly straight)
- Makes window/door appear larger



ARCHITRAVE MOUNTED

- Easy to install straight into timber architrave
- Allows for a solid fixing surface if walls are weak
- Will unfortunately block around 15cm of window at the top.



RECESS MOUNTED

- Only recommended in specific circumstances, such as a set of bay/box windows
- Will unfortunately block 20-25cm of window.

ROMAN BLIND IDEAS



'Flowering Gum' in Bluestone & Stream on Oatmeal Midweight Eco-linen



'Riverbend' in Riversalt on Natural Eco-linen



'Silky Oak' in Bushleaf & Moss on Oatmeal Heavyweight Eco-linen

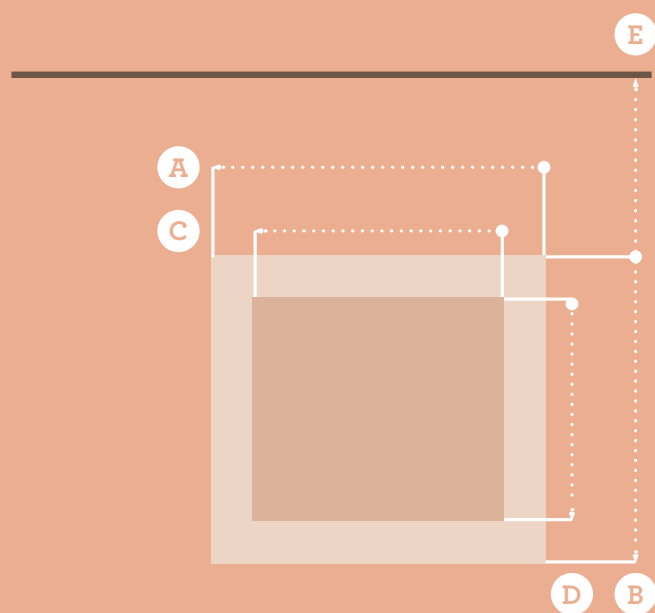


'Bracken' in Deep Red on Oatmeal Midweight Eco-linen



'Sticks' in Snow on Oatmeal Heavyweight Eco-linen

HOW TO MEASURE FOR ROMAN BLINDS



Roman blinds can be either mounted to the face of the architrave or more commonly to the wall above, allowing the blind to stack clear of the glass. If mounting to the wall above please let us know how far any architraves protrude from the wall, so we can ensure adequate clearance

For all blinds please advise your mounting preference and let us know if your window has a protruding sill. Please also let us know which side you would prefer the cord/chain.

- A Outside width of architrave
- B Outside height of architrave (measured to top of sill, if protruding)
- C Inside width of architrave / recess
- D Outside width of architrave / recess
- E Distance from ceiling or cornice to top of architrave

	CURTAINS	BONDED ROLLER BLIND	SHEER STIFFENED BLIND	ROMAN BLIND
OATMEAL LIGHTWEIGHT LINEN 160GSM	✓	*	*	**
BASALT & TERRACOTTA LIGHTWEIGHT LINEN 160GSM	✓	✓	✓	**
CREAM ORGANIC COTTON/HEMP 200GSM	✓	✓	✓	***
NATURAL 100% LINEN 200GSM	✓	✓	✓	***
MEDIUM-WEIGHT OATMEAL & FLAX ECO-LINEN 250GSM	✓	✓	✓	***
HEAVY-WEIGHT OFF-WHITE LINEN 370GSM	✓			✓
HEAVY-WEIGHT OATMEAL & FLAX ECO-LINEN 370GSM	✓			✓
HEAVY-WEIGHT WASHED LINEN IN INDIGO, SPINIFEX, SPICE, HONEY & GRANITE 400GSM	✓			✓

* Suitable for single width roller blinds (less than 1350mm wide), unless print has a high ink coverage which will disguise any shadow lines along the vertical seams

** We recommend avoiding lightweight linens for Roman Blinds as they risk having a creased appearance.

*** Medium weight linens are still slightly prone to creasing especially in homes that have poor insulation / high humidity. Creasing can be more noticeable on prints with pale inks (eg. Snow, Washed White) or prints with low ink coverage.

MOVEMENT

As our fabrics are made with natural fibres there may be seasonal movements and slight stretching over time. Blinds or curtains that meet the floor or sill need to be measured and/or mounted to allow for a small amount of stretch over time (up to 10-20mm).

UV EXPOSURE

Linen, organic cotton and hemp are all natural fibres, as a result they will eventually degrade when exposed to harsh UV light for long periods of time. The qualities we love about natural fibres (the fact that they can biodegrade and return to the earth at the end of their life) can also be their shortcoming. Windows that receive prolonged periods of direct sunlight (North or West facing windows without sufficient shading) are most at risk. For these windows we recommend a protective lining such as our Oeko-tex certified blackout lining or lightweight cotton/poly lining. As much as we celebrate and embrace natural fibres we also believe that the longevity of your product is of equal importance.

COLOUR CONSISTENCY

Our collection of basecloths are all made with natural fibres, most in their raw form with no dyeing or bleaching involved. As such there can be very minor seasonal colour variations between rolls of cloth. Our rolls are approximately 50m in length. Where possible we will complete each job from a single roll of cloth. However we cannot guarantee basecloth matching for jobs requiring greater than 50m, or the matching of products created at an earlier date. There is usually minimal visual difference between rolls.

PRINT QUALITY

Every length of meterage is hand-printed in our studio. It is a purely manual process and is therefore subject to subtle variations. Although we go to great lengths to ensure consistent output, it is impossible for hand-printed fabric to match the machine precision of manufactured fabrics.

Your custom printed length of fabric may exhibit some subtle imperfections in print quality. This is part of what gives hand-printed fabric its charm and beauty. There may be small areas which have slightly lighter or heavier ink coverage, or there may be minute variations in the ink colour as each batch of ink is mixed to a recipe by hand.

PATTERN MATCHING

Furnishings greater than approx 1300mm wide will require multiple drops which will be pattern matched. Roman or roller blinds will feature a full width centre drop, with two narrower drops on either side for symmetry. Due to the hand-printed nature of our fabrics there may be small inconsistencies in this pattern match - particularly with two colour prints. Below are some images to illustrate:



COLOUR SAMPLING

Colour sampling is highly recommended - please either purchase colour samples via our website or visit our showroom to view colours in person, as we cannot perfectly render our colours across all digital devices. Please note that the basecloth can slightly alter the appearance of a colour, so it is best to order colour samples on your basecloth of choice.

WINDOW FURNISHINGS - SELF MEASURING

If you are supplying your own window measurements please note that we cannot take responsibility for any mismeasurements or complications that have not been communicated prior to manufacturing. You are responsible for notifying us of any potential obstructions (furniture, fixtures, pelmets etc). If you are unsure as to how or where your blind will be mounted please talk to us and ensure you are fully informed. Retail customers providing their own measurements are encouraged to supply an image of each window to avoid any such complications. Any alterations or remake costs incurred are to be covered by the customer if the issue is a result of mismeasurement, obstructions or mounting issues.

ORDER CONFIRMATION

For custom orders of fabric or window furnishings it is the customers responsibility to check over all details & measurements on the invoice provided and ensure they are correct. We take no responsibility for changes made via email or phone where no written confirmation has been received.

FURTHER INFORMATION

For more information on our custom printed meterage: www.inkandspindle.com/customise

For more information on our custom made window furnishings: www.inkandspindle.com/window-furnishings

Inspiration gallery: www.inkandspindle.com/inspiration

We look forward to working with you!

ROMAN BLIND ORDER FORM

MEASUREMENTS & FABRIC

WINDOW NAME	WINDOW SIZE (MM)					FABRIC			LINING
	ARCHITRAVE WIDTH (A)	ARCHITRAVE HEIGHT (B)	RECESS WIDTH (C)	RECESS HEIGHT (D)	CEILING TO ARC. (E)	PRINT NAME	INK COLOUR	BASECLOTH	TRANSLUCENT/ BLOCKOUT

COMMENTS: